

**Titan Poker Odds Calculator**

**Support Manual**

## How to Download Get Started

### Welcome to Titan Poker Odds Calculator

Titan Poker Odds Calculator is designed to automatically attach itself to your Texas Hold'em Table. It instantly displays all the Odds and Game Information you need to help play and improve your game.

### System Requirements

#### **Minimum System Requirements**

- . Windows 98, ME, 2000, XP or Vista
- . 400MHz or faster CPU with at least 128MB of RAM
- . Minimum Screen Resolution of at least 1024x768 pixels with 32-bit ("High Color")
- . At least 30MB of free disk space.
- . Network Speed: 128 Kbits/sec
- . Note: we currently do not support MAC OS9 and OSX.

### How to Download & Install

#### **How do I Download and Install Titan Poker Odds Calculator?**

To play with Titan Poker Odds Calculator you will first need to download the software.

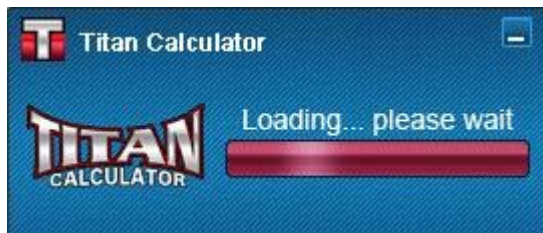
1. Once you click the Download button, the File Download dialog will appear: Select **Run**



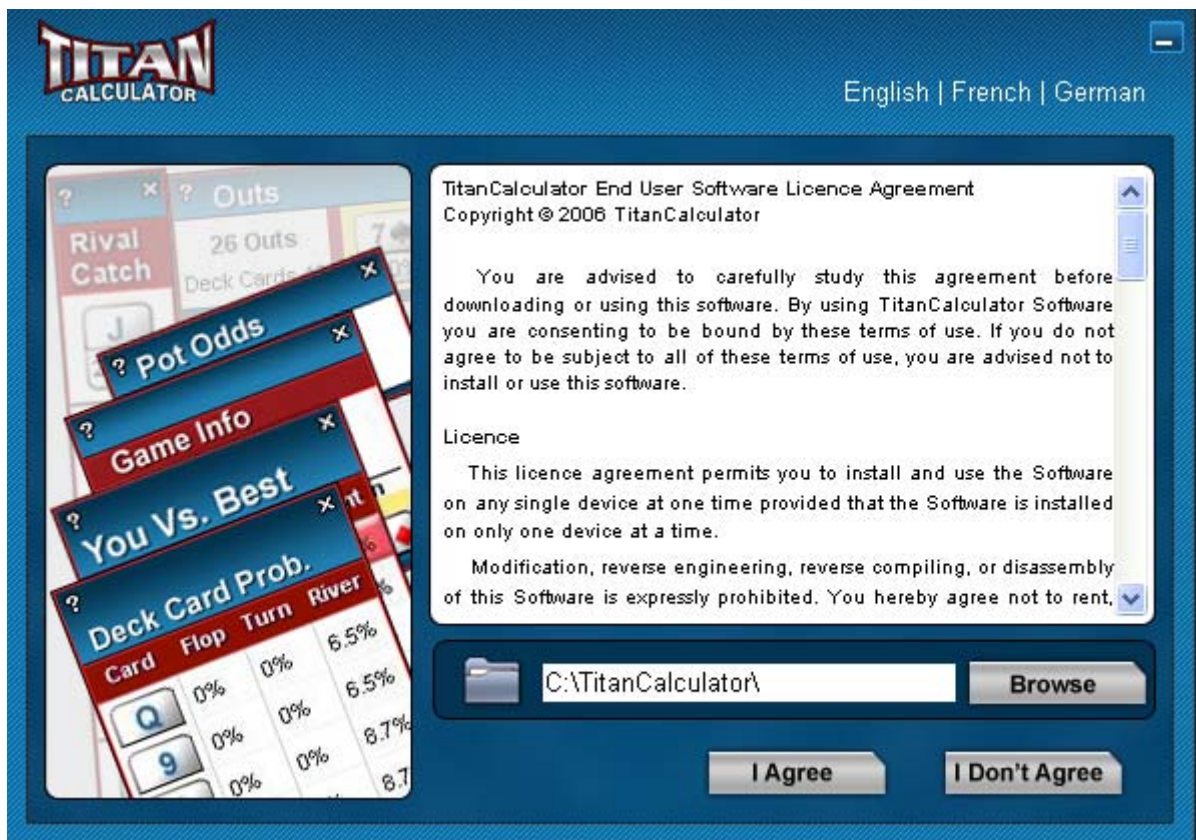
2. A Security Warning dialog will appear. Select **Run**



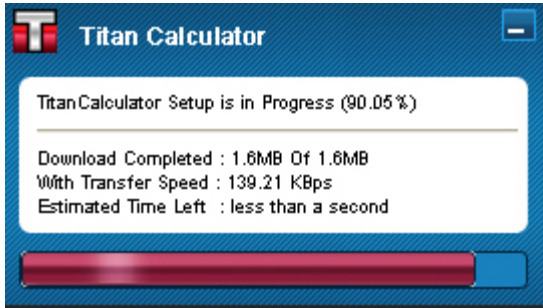
3. Titan Poker Odds Calculator setup will start **loading**.



4. A Destination folder for Titan Poker Odds Calculator file will appear. Click **I Agree** to install to this folder, or click **Browse** to install to a different folder.



5. Titan Poker Odds Calculator is **installed**.



6. Once Titan Poker Odds Calculator has finished installing, it will launch automatically.

## Get Started

### How do I play with Titan Poker Odds Calculator?

1. Log on to a **Titan Poker**, open a poker room, and sit at a table as you normally would.

**Titan Poker Calculator** is custom made to fit on your favorite tables! If you play at a poker room that we do not support, contact us and we will add it ASAP.

2. After **Titan Poker Calculator** attaches to your poker room; it will now start reading the Texas Hold'em hands dealt within this poker room.

## Calculator Features

### Calculator Views and Functions

A screenshot of a Texas Hold'em poker game interface. The main view shows a virtual poker table with several players. The dealer is at the top. The community cards are Ace of Spades, 7 of Hearts, 7 of Clubs, and 7 of Diamonds. The pot is 12. The current player is "fedrish0007" with a hand of 8 of Clubs and Ace of Spades. The calculator overlay shows a "Full house - 7's and Aces" and a "Raise/Re raise" button with a win probability of 87%. The calculator also displays "You Vs. Best" statistics, "Pot Odds", "Outs", and "Game Info". The interface includes a chat window, a "Rival Catch" sidebar, and various game controls like "Fold", "Check", "Bet", "help", "options", "lobby", and "leave table".

### Main Calculator - centre view



The **Main Calculator** displays your odds and offers playing advice based upon the cards in your hands and the cards on the table.

It also gives you a warning for your opponent's potential winning hands.

### You Vs. Best opponent - top left view

You	Vs. Best	? x
0.0%	Pair	0.0%
0.0%	2 Pairs	0.0%
0.0%	Triplet	41.8%
0.0%	Straight	0.0%
0.0%	Flush	1.8%
	F.House	41.2%
2.2%	4Kind	15.2%
0.0%	S.Flush	0.0%

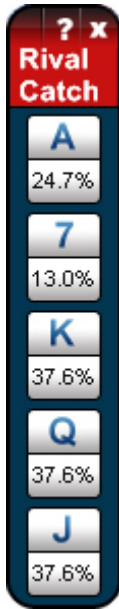
The **You vs. Best opponent** window displays your hand ranking, your odds for potential winning hands and your opponents hand ranking and odds for winning potential hands.

### Game Info - left bottom view



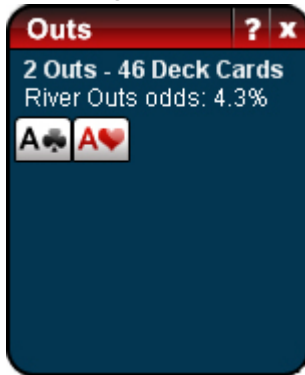
The **Game Info** window displays game info, which includes your Hand Combination.

### Rival Catch - Right view



The **Rival Catch** window displays the odds of your opponent having a specific card in their hand.

### Outs – Right Center view



The **Outs** window displays any remaining card that will help you win the current hand. The percentage indicates your odds of winning the hand if you get a specific card.

The '8 Outs' represents the amount of chances you have to get a card that will help you win the hand. The 'Deck Cards' represents the amount of cards left in the deck.

### Pot Odds – Right Center view



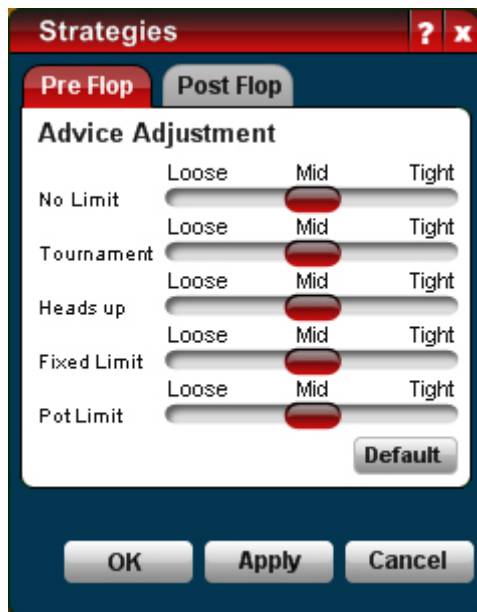
The **Pot Odds** window displays the amount of money in the pot (Total Pot) compared to the amount you should call to continue playing (Max Call).

The 'Ratio' indicates the current size of the pot to the cost of a contemplated call.

**Please Note: Pot Odds and Outs only comes after the flop. Our current code for Pot Odds is having very tight conditions for Straight and Flush's and due to this, the Max Call values comes very rarely for Pot Odds. This is set for Advance users.**

## Strategies

The **Strategies** option allows the user to select preferences when playing different types of Texas Hold'em games.



### Advice Adjustment:

**No Limit** - A game in which, on his turn, a player can bet all of his chips (or of his opponent's, if the bettor has more), as opposed to a limit game, in which all bets and raises are in multiples of the betting limit

**Pot Limit** - A game whose betting limit is always equal to the current size of the pot. A raise can include the size of the pot after the call is accounted for.

**Heads Up** - Pertaining to two players playing a game by themselves.

**Tournament** - Competition among players, sometimes with one buy-in, in which case it is often called a freeze-out tournament, and then played down till there are a preset number of players remaining, at which point all win the chips they have at that time, or till one is left, at which point prizes are awarded that are percentages of the total bought in, with the most for the first-place winner, next for second, and so on.

**Loose** - Playing liberally; not tight In high draw, usually implies drawing to all the little pairs, all the four-straight and four-flushes, and many of the two-card draws to other than trips, and often calling many bets and raises to do so. In hold 'em, playing almost any two-card starting combination, and playing through to the river on almost anything that has a prayer of winning.

**Tight** - Playing very conservatively; showing little gamble; not likely to take a chance; having stringent playing requirements. Compare with close to the chest, conservative, drummer, hardrock, milker. nutted up, rocked up, rock, rocky, screwed down.

## Post Flop

See **Pre Flop** for betting definitions.

## Exit

Select the **Exit** option to disconnect from the program.

# Support

## Titan Poker Settings

If our Calculator does not read your poker game, please adjust your Chat Options.

**Enabling Visual Settings – Follow these steps.**

1. On Game window, Click on **CHAT OPTIONS** and **Enable Player actions**.





## **Frequently Asked Questions**

### **I am having problems downloading and installing the Titan Poker Odds Calculator software on my computer. What can I do?**

First, please verify your computer to make sure **Titan Poker Odds Calculator** is added as an exception to your Internet Firewall & Anti-Virus settings. **Note:** If changes are made to the Firewall & Anti-Virus settings, please re-start your computer to updated these changes.

**See also** Downloading and Installing instructions above:

### **How do I unblock Titan Poker Odds Calculator from my Internet Security program or Firewall?**

There are numerous Internet security, firewall and Anti-virus programs available, so it's best that you first check the documentation for your particular software. Here are instructions for Norton and Windows Firewall:

#### **Norton Antivirus**

Open Norton Internet Security and click on the Personal Firewall button on the main screen.

Next, click on Configure. Select Programs. Find **Titan Poker Odds Calculator** in the list of Programs and make sure that the Internet Access column is labeled "Permit All".

#### **Windows Firewall**

Please configure Windows Firewall to allow **Titan Poker Odds Calculator** to access the Internet. Click on this [link](#) for more information.

### **I am receiving Runtime Errors when running Titan Poker Odds Calculator. What can I do?**

**Titan Poker Odds Calculator** might require you to have Visual Basic 6.0 runtime on your computer. If you are receiving this error, please download & install the [Visual Basic 6.0 runtime library](#).

### **Is there any special Windows Vista Settings for Titan Poker Odds Calculator to work on my computer?**

Due to some **Windows Vista** enhanced security features, **Titan Poker Odds Calculator** can have trouble reading the screen. Please make sure you verify your Windows Vista setting and run the application as administrator and disable the UAC (User Account Control) in Vista.

**Note: Please exit from Titan Poker Odds Calculator and re-launch after applying these settings.**

### **Titan Poker Odds Calculator is not working. Should I download the software again?**

1. Verify that no other software running on your computer is interfering with **Titan Poker Odds Calculator**.
2. Verify **CHAT OPTIONS** on Titan Poker Room table and **Enable Player Actions**.

**Titan Poker Odds Calculator** could be experiencing problems **attaching itself to your game** due to your computer's Internet Firewall & Anti-Virus settings. Please verify your computer to make sure **Titan Poker Odds Calculator** is added as an exception to your Internet Firewall & Anti-Virus settings. **Note:** If changes are made to the Firewall & Anti-Virus settings, please re-start your computer to updated theses changes.

**IMPORTANT** - If you continue to have problems, PLEASE DONWLOAD TITAN POKER ODDS CALCULATOR AGAIN.

### **How can I uninstall Titan Poker Odds Calculator?**

To uninstall **Titan Poker Odds Calculator**, please follow these steps.

1. Click the Start button in your Windows taskbar.
2. Go to Programs > **TitanCalculator** > Uninstall **TitanCalculator**.
3. Click Yes.